



This PDF is generated from authoritative online content, and is provided for convenience only. This PDF cannot be used for legal purposes. For authoritative understanding of what is and is not supported, always use the online content. To copy code samples, always use the online content.

SIP Feature Server Administration Guide

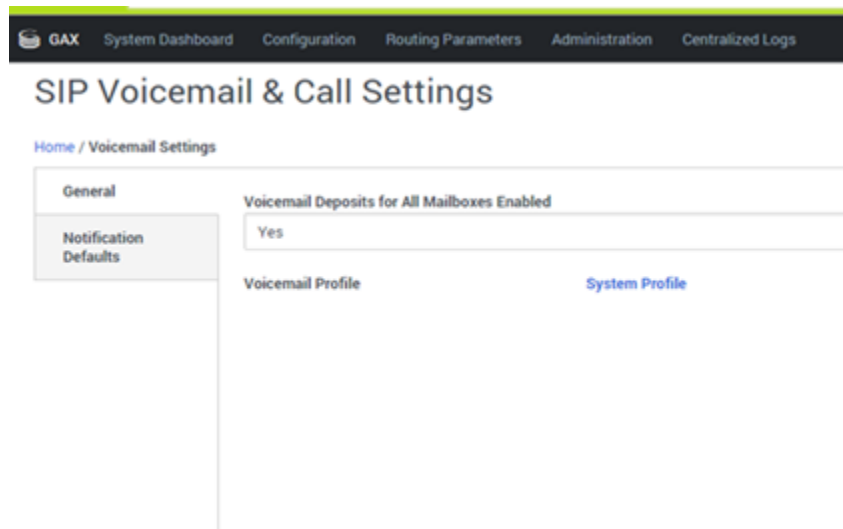
Enable / Disable Voicemail Deposits

5/5/2025

Enable / Disable Voicemail Deposits

Turn On/Off Voicemail Deposits for All Mailboxes is both a privilege and functionality. Installing Genesys SIP Feature Server Plugin for GAX 8.1.200.56 or higher adds this functionality to the GAX Server, and only users with the privilege can enable and disable it.

About the Privilege



If you have the privilege

Go to the Settings page for Feature Server, in Genesys SIP Feature Server Plugin for GAX. You'll see and be able to modify the selection **Voicemail Deposits for All Mailboxes Enabled** if you have the privilege.

Note: The embedded administrator account **default** always has this right—it cannot be removed.

If you do not have the privilege, and you have Feature Server version 8.1.201.67 or higher

- The **Voicemail Deposits for All Mailboxes Enabled** setting is visible but read-only.

If you have Feature Server version 8.1.201.66 or Lower

- The **Voicemail Deposit Enabled** setting is editable even for the user who does not have this privilege.











Assigning the Privilege

1. Assign this privilege to a Role that has administrative access to Genesys SIP Feature Server.
2. Assign that Role to Users or Access Groups.

Any user or member of an access group that has been assigned the role will have the **Turn On/Off Voicemail Deposits for All Mailboxes** privilege.

Enabling the Privilege

Home > Roles > Roles > New Properties

General	Assigned Privileges		
Role Members			
Assigned Privileges			
<input type="checkbox"/>	Display Name	Since Version	Prerequisite
<input type="checkbox"/>	 Read Parameters	8.5.210.04	
<input type="checkbox"/>	 Read Parameter Groups	8.5.210.04	
<input type="checkbox"/>	 Read Group Templates	8.5.210.04	
<input type="checkbox"/>	 Write Parameters	8.5.210.04	
<input type="checkbox"/>	 Update and Delete Parameter Gro...	8.5.210.04	
<input type="checkbox"/>	 Write Group Templates	8.5.210.04	
<input type="checkbox"/>	▼  SIP Feature Server		
<input type="checkbox"/>	 Access to Genesys SIP Feature Se...	8.1.200.55	
<input checked="" type="checkbox"/>	 Administrative Access to Genesys...	8.1.200.55	
<input checked="" type="checkbox"/>	 Turn On/Off Voicemail Deposits fo...	8.1.200.55-FS...	

1. Open GAX Configuration.
2. Go to Home > Roles > Roles > New Properties and select **Assigned Privileges**.
3. To enable, select the checkbox for **Turn On/Off Voicemail Deposits for All Mailboxes**.

To disable, clear the checkbox.