



This PDF is generated from authoritative online content, and is provided for convenience only. This PDF cannot be used for legal purposes. For authoritative understanding of what is and is not supported, always use the online content. To copy code samples, always use the online content.

SIP Voicemail HA Deployment Guide

Welcome

5/11/2025


Welcome

SIP Voicemail HA Deployment Guide


Overview

Genesys SIP Voicemail can be deployed in two HA models: Traditional HA and Solution HA.


For an overview of the basic HA architecture, and a description of these HA models, see:

 [Overview](#)

 For details about Traditional mode (all GSVM components are deployed in an HA pair), see:

 [Traditional HA Architecture](#)

 For details about Solution HA mode (VM SIP Server and VM Server components are deployed in HA mode), see:


 [Solution HA Architecture](#)


Document Change History

For details about what has changed in the SIP Voicemail HA Deployment Guide, see the [Document Change History](#).

Procedures

Find task summaries and procedures for both the Complete Install and the Manual Install of SIP Voicemail HA:

 [Solution HA Task Summary](#)

 [Traditional HA Task Summary](#)