



This PDF is generated from authoritative online content, and is provided for convenience only. This PDF cannot be used for legal purposes. For authoritative understanding of what is and is not supported, always use the online content. To copy code samples, always use the online content.

SIP Voicemail Administration Guide

Welcome

5/12/2025


Welcome


SIP Voicemail Administration Guide


Administering SIP Voicemail requires that you access several different tools to complete different tasks. Select the right tool for the task from the list below.


Configuration Manager or Genesys Administrator


Use either Configuration Manager or Genesys Administrator to modify configuration options.

 [Defining Administrators](#)

 [Starting and Stopping](#)


 [Backing Up and Restoring](#)


 [Managing Mailboxes](#)

 [SIP Voicemail Server Configuration Options.](#)

SIP Voicemail Administrator Web Page

Use the Genesys SIP Voicemail Administrator Web Page to change your voicemail settings.

 [Logging in to the Web Page](#)

 [Using the Web Page](#)