



This PDF is generated from authoritative online content, and is provided for convenience only. This PDF cannot be used for legal purposes. For authoritative understanding of what is and is not supported, always use the online content. To copy code samples, always use the online content.

# Reporting Guide

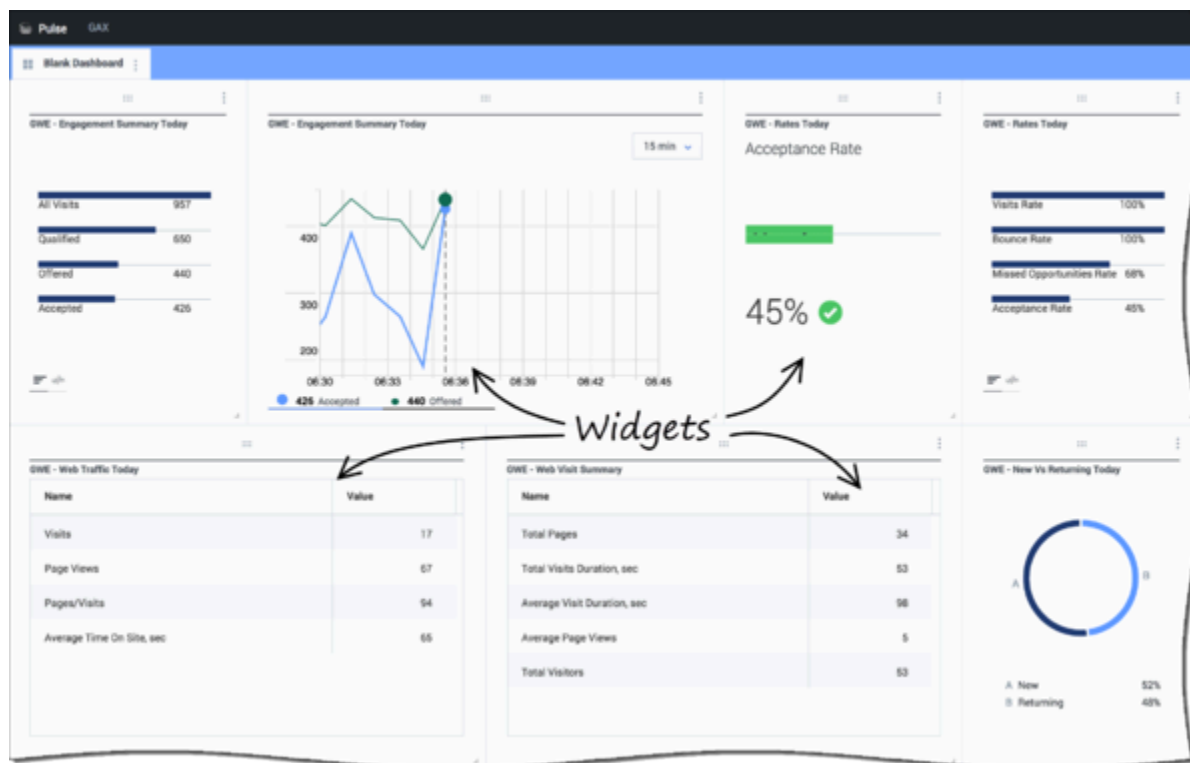
## Genesys Web Engagement Reporting Guide

12/16/2025

# Genesys Web Engagement Reporting Guide

Web Engagement tracks your customers' events and behaviors. Using **Pulse**, the Genesys reporting solution, you can set up a dashboard, as shown below, that helps you see the patterns in these events. (You can also still use **CCPulse+**.)

This dashboard contains widgets, which display a lot of useful information:



For example, you can see a summary of the day's engagements:




Or your daily traffic:

**GWE - Web Traffic Today**

Name	Value
Visits	1608
Page Views	3146
Pages/Visits	2
Avg Time On Site, sec	11


The figure is a table titled "GWE - Web Traffic Today". It has two columns: "Name" and "Value". The table contains four rows of data: Visits (1608), Page Views (3146), Pages/Visits (2), and Avg Time On Site, sec (11). The table is set against a light gray background with a white border.

You can keep tabs on your bounce rate and acceptance rate, while staying in touch with how often you have missed engagement opportunities:

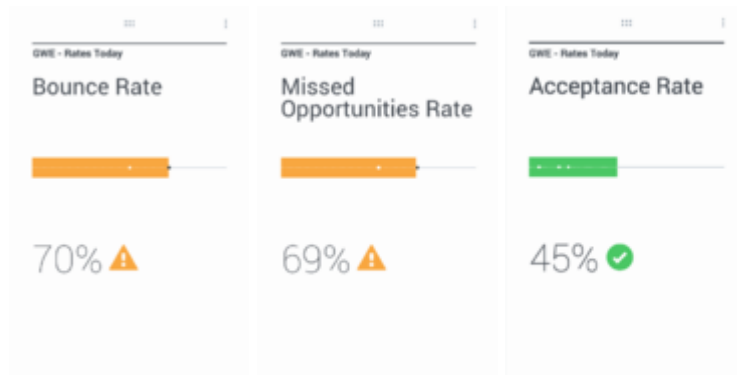


### Selecting Your Data

You can choose which values to display. For example, you might want to see a few different values as a list:

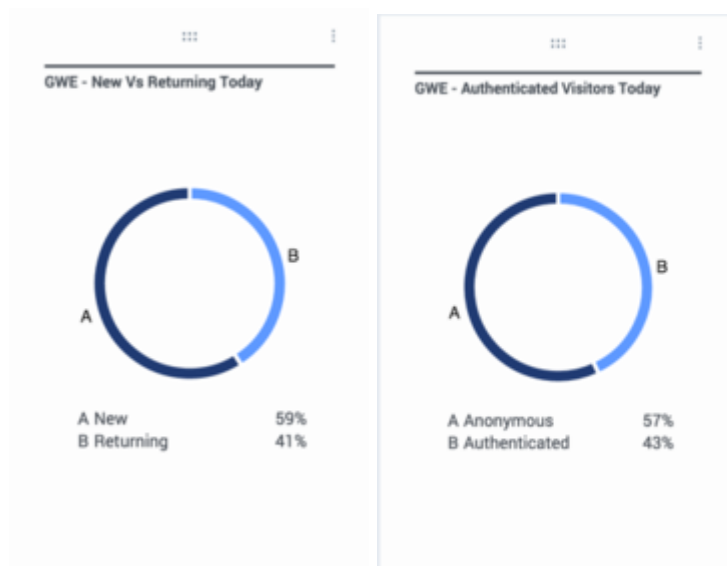


Or you might want to view one or more of them separately:

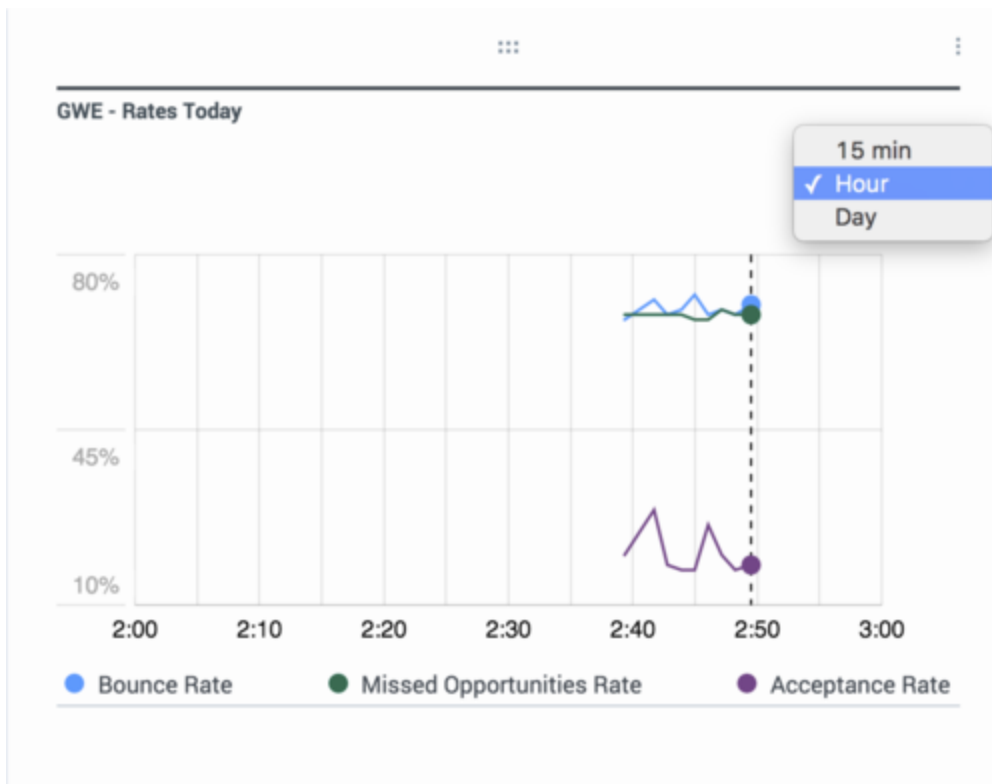


## Choosing Your Format

While some values call for a list or a bar chart, others might work best with a donut:



And some types of information work well as trend lines:



## Basic Views and Extended Views

The features described on this page are available to the following **Basic View widgets**, each of which is described on its own page:

- **GWE - Engagement Summary Today Basic View**
- **GWE - Web Traffic Today Basic View**
- **GWE - Visit Metrics**
- **GWE - Authenticated Visitors Today**
- **GWE - New vs. Returning Today**
- **GWE - Rates Today**

You can also expand the Engagement Summary and Web Traffic Today widgets into **Extended View** dashboards.