



This PDF is generated from authoritative online content, and is provided for convenience only. This PDF cannot be used for legal purposes. For authoritative understanding of what is and is not supported, always use the online content. To copy code samples, always use the online content.

iWD Data Mart Reference Guide

Aggregate Tables

5/10/2025

Aggregate Tables

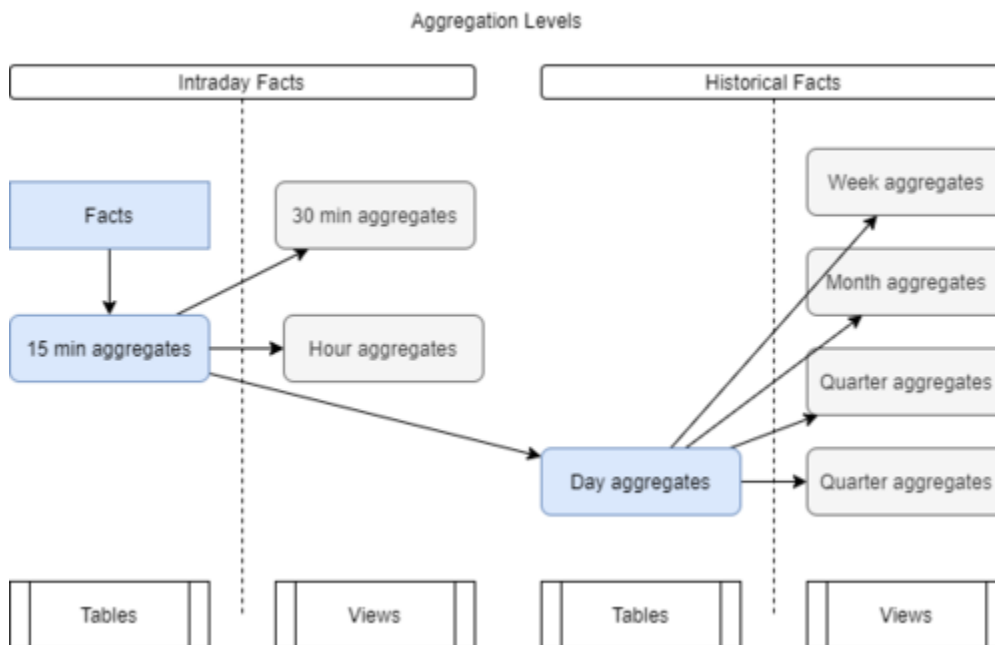
Aggregate facts are aggregated representations of the core facts that were described in previous section. There are three main purposes for aggregated facts:

- Simplified data queries
- Increased query performance
- Decreased database size (granular core facts do not need to be stored for an extended period of time)

From release 9.0.014

Each aggregated fact in iWD Data Mart is an aggregation of two dimensions, one of which is always a time interval. iWD Data Mart directly aggregates facts for two time intervals: 15 minutes and day (historical).

In addition, those aggregation levels represented in the following figure are supported via database views.



Aggregation Tables/Views per Subject Area

Name	Aggregate Type	Type
H_<subj_area>_15MIN	15-min aggregation	Table
H_<subj_area>_DAY	Historical daily aggregation	Table

Name	Aggregate Type	Type
I_<subj_area>_15MIN	Intraday 15-min aggregation view	View

Blended views for reports for different levels of aggregation

Name	Aggregate Type	Type
IWD_AGG_<subj_area>_15MIN	15-min aggregation	View
IWD_AGG_<subj_area>_30MIN	30-min aggregation	View
IWD_AGG_<subj_area>_HOUR	Hour aggregation	View
IWD_AGG_<subj_area>_DAY	15-min aggregation	View
IWD_AGG_<subj_area>_WEEK	30-min aggregation	View
IWD_AGG_<subj_area>_QRTR	Hour aggregation	View
IWD_AGG_<subj_area>_YEAR	Hour aggregation	View

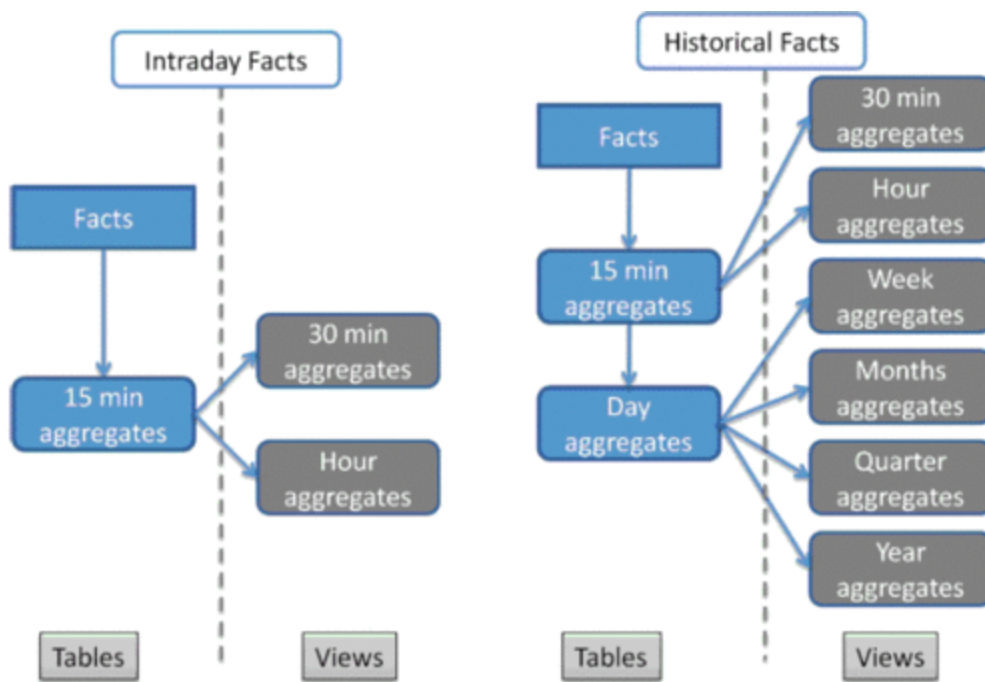
Deprecated views

Name	Aggregate Type	Type
I_<subj_area>_30MIN	Intraday 30-min aggregation	View
I_<subj_area>_HOUR	Intraday hourly aggregation	View
H_<subj_area>_WEEK	Historical weekly aggregation	View
H_<subj_area>_MONTH	Historical monthly aggregation	View
H_<subj_area>_QUARTER	Historical quarterly aggregation	View
H_<subj_area>_YEAR	Historical yearly aggregation	View
<subj_area>_15MIN	Blended 15-min aggregation	View
<subj_area>_30MIN	Blended 30-min aggregation	View
<subj_area>_HOUR	Blended hour aggregation	View

Up to release 9.0013

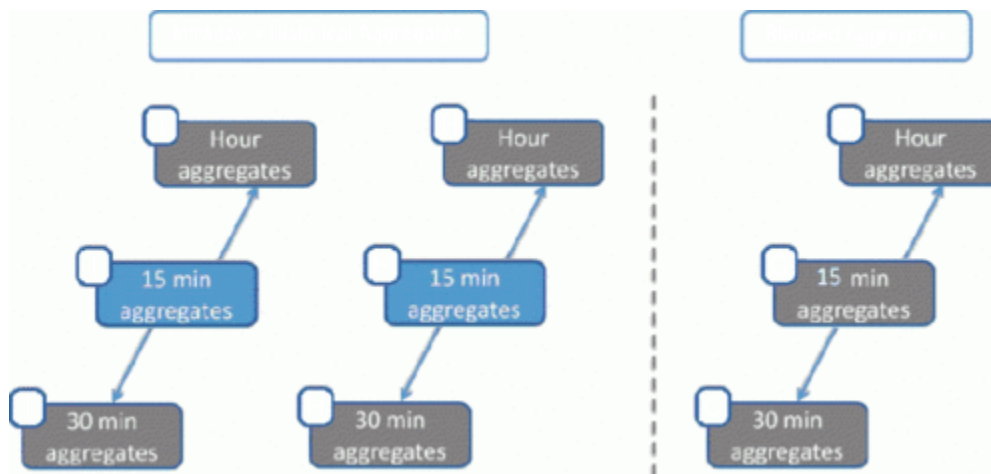
Each aggregated fact in iWD Data Mart is an aggregation of two dimensions, one of which is always a time interval. iWD Data Mart directly aggregates facts for two time intervals: 15 minutes (intraday and historical) and day (historical).

In addition, those aggregation levels represented in the following figure are supported via database views.



Each aggregated table or view in the Data Mart is postfixed with a time interval: _15MIN, _30MIN, _HOUR, _DAY, _WEEK, _MONTH, _QUARTER, or _YEAR.

Similar to the core facts, intraday aggregations are prefixed with I_ and historical aggregations are prefixed with H_. Blended aggregations are available only for 15-minute, 30-minute, and hourly time intervals, as shown in the following figure.



The following lists all of the possible aggregation tables and views per single aggregation subject area.

Aggregation Tables/Views per Subject Area

Name	Aggregate Type	Type
I_<subj_area>_15MIN	Intraday 15-min aggregation	Table
I_<subj_area>_30MIN	Intraday 30-min aggregation	View
I_<subj_area>_HOUR	Intraday hourly aggregation	View
H_<subj_area>_15MIN	Historical 15-min aggregation	Table
H_<subj_area>_DAY	Historical daily aggregation	Table
H_<subj_area>_WEEK	Historical weekly aggregation	View
H_<subj_area>_MONTH	Historical monthly aggregation	View
H_<subj_area>_QUARTER	Historical quarterly aggregation	View
H_<subj_area>_YEAR	Historical yearly aggregation	View
<subj_area>_15MIN	Blended 15-min aggregation	View
<subj_area>_30MIN	Blended 30-min aggregation	View
<subj_area>_HOUR	Blended hour aggregation	View

The iWD Data Mart provides aggregate tables and views for the following subject areas:

- **TASK_AGE_FACT**
- **TASK_AGENT_FACT**
- **TASK_CAPT_FACT**
- **TASK_CLASSIF_FACT**
- **TASK_QUEUE_FACT**

You must manually activate the plugins for all subject areas (except **TASK_CLASSIF_FACT**, which is delivered pre-activated) in order enable aggregation. Refer to [Activating iWD Aggregate Plugins](#) for more information.

So, for example, the complete set of database tables and views that are provided for the **TASK_CAPT_FACT** subject area are the following:

Tables

- I_TASK_CAPT_FACT_15MIN
- H_TASK_CAPT_FACT_15MIN
- H_TASK_CAPT_FACT_DAY

Views

- I_TASK_CAPT_FACT_30MIN
- I_TASK_CAPT_FACT_HOUR
- H_TASK_CAPT_FACT_WEEK
- H_TASK_CAPT_FACT_MONTH

- H_TASK_CAPT_FACT_QUARTER
- H_TASK_CAPT_FACT_YEAR
- TASK_CAPT_FACT_15MIN
- TASK_CAPT_FACT_30MIN
- TASK_CAPT_FACT_HOUR