



This PDF is generated from authoritative online content, and is provided for convenience only. This PDF cannot be used for legal purposes. For authoritative understanding of what is and is not supported, always use the online content. To copy code samples, always use the online content.

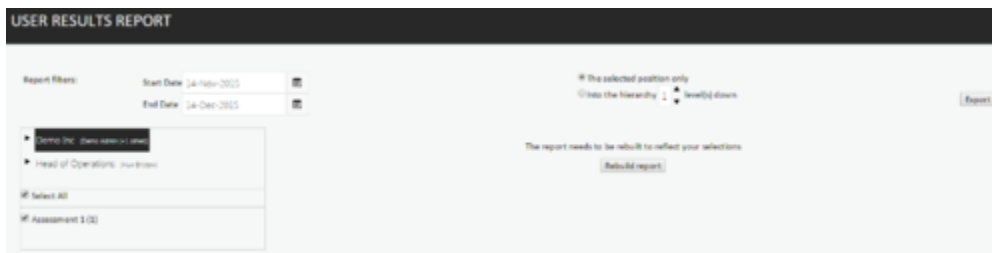
Performance DNA Agent User Guide

[Viewing Results](#)

12/17/2025

Viewing Results

Select **User Results Reports** from the **Reporting** section to view Assessment results. Based on the user's position within the hierarchy, the **User Results Report** can be run for an entire site, department, team, or individual.





- Select required date range.
- From the hierarchy view select the hierarchy level or individual.
- Select the assessments from the bottom left hand window. These are all of the assessments that the individual has completed.
- Click on **Rebuild report** to view the results.

The results can be expanded by clicking on the Assessment name to reveal the Content level results. Click on the Content name to view the individual questions as per the example below.



Right-click on a question to **View Detail** about a question.

Click **View Detail** to reveal the answer given and the correct answer. Where a team has been selected, (x levels into the hierarchy) it will list all of the team members with their respective answers.

Question Type - Multiple Choice Question			Result
Question	Question 1		 All Right 100.00% (1)
Correct Answer Answer 1			
Demo Admin	Answer 1		

Click the **select for export** button and then click **Export** to export the data into an Excel spreadsheet.



Click the disk icon to select the level of data that you want to export. After selecting your required level of data aggregation click the **Export** button to download the data as a CSV file.